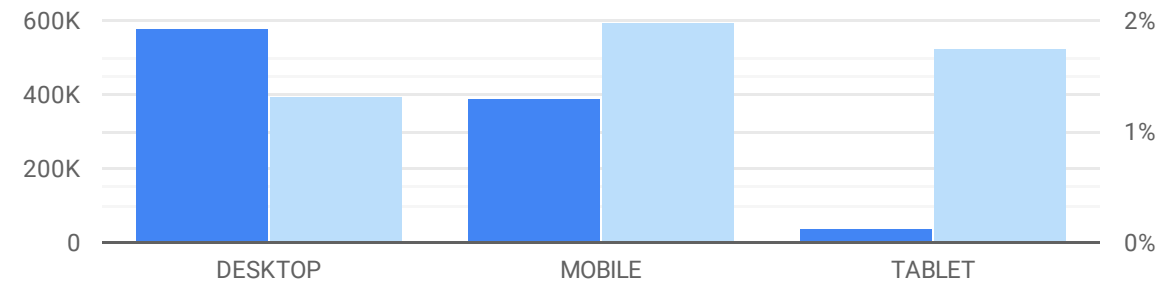
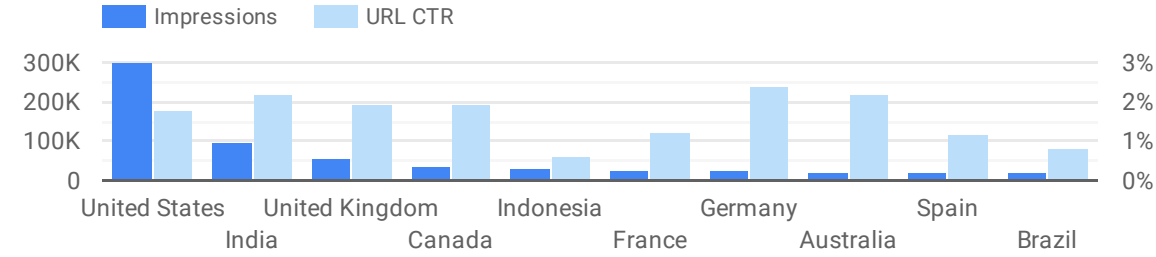
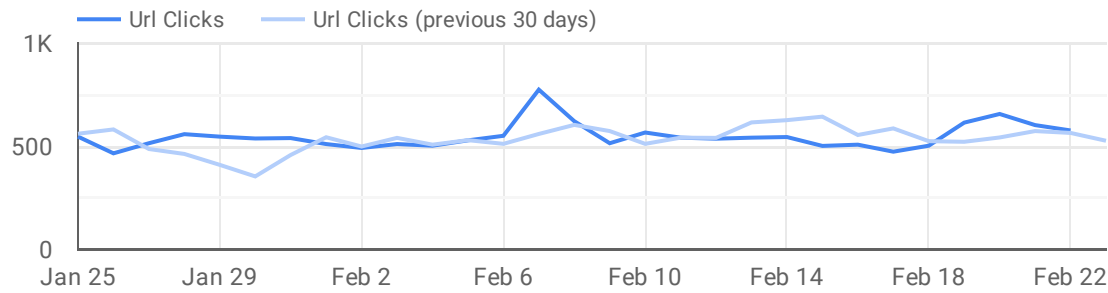
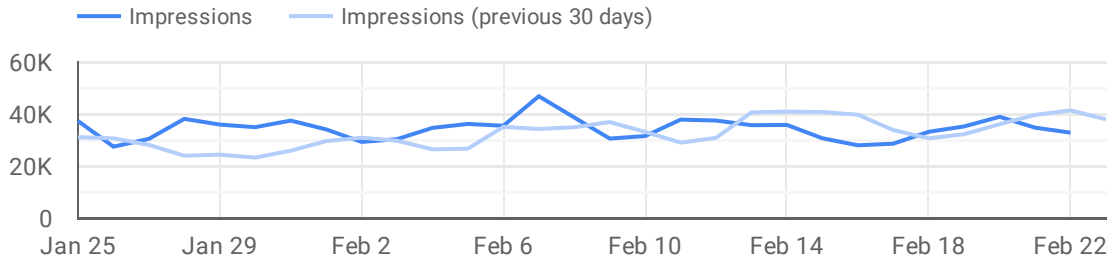


Filters Country Device Category

Last 28 days Previous 28 days
 Impressions 1.0M ↑ 2.0%
 Url Clicks 15.9K ↓ -1.1%
 URL CTR 1.6% ↓ -3.0%



Landing Page	Impressions	Url Clicks	URL ...
https://shop.googlemerchandisestore.com/Google+...			1.46%
https://shop.googlemerchandisestore.com/Google+...			4.27%
https://shop.googlemerchandisestore.com/Google+...			1.63%
https://shop.googlemerchandisestore.com/Google+...			1.39%
https://shop.googlemerchandisestore.com/Google+...			0.5%
https://shop.googlemerchandisestore.com/Google+...			0.53%
https://shop.googlemerchandisestore.com/Google+...			0.94%
https://shop.googlemerchandisestore.com/Google+...			0.69%
https://shop.googlemerchandisestore.com/Google+...			2.65%
https://shop.googlemerchandisestore.com/Google+...			0.07%
https://shop.googlemerchandisestore.com/Google+...			0.01%

Query	Impressions	Clicks	Site ...	Average Position
google t			0.04%	5.44
google water			0.02%	6.52
google shop			0.72%	6.84
google store			0.18%	9.86
google merchandise store			2.59%	1.04
google youtube			0.28%	10.68
youtuber merch			0.52%	9.82
google zipper			0.49%	7.4
youtube google			0.09%	10.16
youtube merch			16.54...	2.01
waze			0.05%	37.19